



IU FoST  
Strengthening Global Food Science  
and Technology for Humanity



## TECHNICAL GUIDELINES



**Dear Invited Speaker, Presenter, Moderators and Participants of International Conference on Food Technology, Nutrition, and Sustainable Agriculture (ICFTNSA) 2021.**

The International Conference on Food Technology, Nutrition, and Sustainable Agriculture (ICFTNSA) 2021 will be held through Zoom (Zoom Video Communications, Inc.) platform. As ICFTNSA 2021 has several parallel proceedings on 30 September 2021. We provide this *Technical Guideline* to give detailed arrangements and facilitate the facile movement for all the participants to the suitably designated parallel rooms (break out rooms).

As the organizing committee of ICFTNSA 2021, we are honored by your participation at our conference. We will try our best to facilitate all the participants during this conference so you can enjoy this conference.

Sincerely yours,

Dr. Ir. Hotnida Sinaga, M.Phil.

Chair of ICFTNSA 2021

## CONFERENCE SCHEDULE DAY 1:

29 September 2021 Pre- Conference		
Time (Indonesia WIB)	Activity	Person in Charge
Opening- MAIN MEETING ROOM		
08.00	Registration	Committee
08.30- 08.35	MC Opening	Prof. Tuty Anggraini, S.TP., MP, Ph.D
	Sing Indonesia Raya	Committee
	Mars PATPI	
08.35 – 08.45	Opening Speech	Prof. Dr. Ir. Elisa Julianti, M.Si
		Prof. Ir. Usman Pato, M.Sc., Ph.D
		Prof. Dr. Ir. Umar Santoso, M.Sc.
Interactive session		
08.45	Ir. Mukhlis Bahrainy (PP PATPI & CEO Pachira Group) “ Teknologi Produksi Tepung Porang”	Moderator: Dr. Asep Nurhikmat, MP
10.00	Prof. Dr. Ir. Eni Harmayani, M.Sc (PP PATPI & FTP UGM) “Pengembangan Produk Pangan Derivat Tepung Porang”	
11.00	(BPOM) “Regulasi dan Standarisasi BPOM terkait Produk Industri Porang”	
11.45	Closing Statement	
11.55- 12.00	Closing Ceremony	Prof. Dr. Yuli Witono, S.TP., MP. Prof. Tuty Anggraini, S.TP, MP., Ph.D

\*Day 1 virtual event will be held in Bahasa Indonesia.

## CONFERENCE SCHEDULE DAY 2:

30 September 2021		
Time (Indonesia WIB)	Activity	Person in Charge
<b>Opening- MAIN MEETING ROOM</b>		
07.30	Registration	Committee
08.00	MC Opening	Siti Basyariah Putri Lubis
08.05	Sing Indonesia Raya	Yulisa Utami
08.15	The Holy Prayers	Muhammad Dadi Irwansyah
08.25	Welcome Speech	<b>Dr Muryanto Amin S.Sos, M.Si</b> Rector of Universitas Sumatera Utara
08.35	Opening Speech	<b>Dr. Ir. Hotnida Sinaga, M.Phil.</b> Chair of ICFTNSA 2021
08.41		<b>Prof. Dr. Ir. Umar Santoso, M.Sc.</b> President of Perhimpunan Ahli Teknologi Pangan Indonesia (PATPI))
08.48		<b>Prof. Dr. Aman Wirakartakusumah</b> President of International Union of Food Science and Technology (IUFOST)
08.55	Book Launch	PATPI
<b>Keynote Speeches and Discussion</b> <b>(Session 1) Moderator : Prof. Dr. Ir. Zulkifli Lubis, M.App.Sc</b>		
09.00	“Designing Microcapsules for Enhanced Oxidative Stability of Micronutrients”	<b>Prof. Shyam S.Sablani</b> (Washington State University, USA)
09.30	“The role of food technology in strengthening food security”	<b>Prof. Dr. Ir. Umar Santoso, M.Sc.</b> (President of Perhimpunan Ahli Teknologi Pangan Indonesia (PATPI))
10.00	“Starch-polyurethane hybrid as new biodegradable materials for food packaging application”	<b>Prof. Benu Adhikari</b> (RMIT University, Melbourne, Australia)
10.30	Discussion	
<b>Technical Sessions 1 – Presenter based on the abstract number – BREAKOUT ROOM</b>		

**Technical Sessions 1 – Presenter based on the abstract number – BREAKOUT ROOM  
(11.00 – 13.30 WIB)**

(11.00 - 13.30 WIB)					
Time (WIB)	Room 1	Room 2	Room 3	Room 4	Room 5
	Moderator: Prof. Dr. Yuli Witono	Moderator: Prof.Ir. Usman Pato,M.Sc.,Ph.D	Moderator: Prof. Dr. Umi Purwandari,P.hD	Moderator: Dr. Ir. Satrijo Saloko, M.P.	Moderator: Era Yusraini, S.TP,M.Si
	PIC: - Amalia E. Wajhani - Naufal Hisyam	PIC: - Eka Y. Elfryani - Fahrul Azmi	PIC: - Audira Yasmin Afra - Irvan rajagukguk	PIC: - Michael Gunawan - Riza Dwi Ulfah	PIC: - Handy Kuwangga - Yulisa Utami
11.00-11.10	14355	14967	14260	14197	14925
11.12-11.22	15103	14278	15130	14386	15160
11.24-11.34	14577	14632	15145	14349	15185
11.36-11.46	14237	14173	15155	14265	14939
11.48-11.58	14240	15173	14964	14357	15187
12.00-12.10	14629	14354	15049	14141	14171
12.10- 13.30	Break				
Keynote Speeches and Discussion (Session 2) Moderator : Prof. Dr. Ir. Zulkifli Lubis, M.App.Sc					
13.30	“Functional Food: Probiotics and Prebiotics”		Assoc. Prof. Santad Wichienchot (Prince of Songkla University, Thailand)		
14.00	“Crossing the bridge between food powders properties and processes (drying, transport and storage)”		Prof. Claire Gaiani (University of Lorraine, Nancy, Lorraine, France)		
14.30	Discussion				



**Technical Sessions 2 – Presenter based on the abstract number – BREAKOUT ROOM  
(15.00 – 16.10 WIB)**

Time (WIB)	Room 6	Room 7	Room 8	Room 9
	<b>Moderator:</b> Dr.-Ing Azis Boing Sitanggang	<b>Moderator:</b> Dr. Ir. Erika Pardede,M.App.Sc.	<b>Moderator:</b> Dr. Nauas D.M.Romauli, STP,M.Eng	<b>Moderator:</b> Dr. Marini Damanik, S.Si,M.Si
	<b>PIC:</b> - Nehemia A. Silalahi - Giorina S. A. Sirait	<b>PIC:</b> - Michael P. J. Ricardo - Putri Rahmadhani	<b>PIC:</b> - M. Dadi Irwansyah - Anastasya R. Erde	<b>PIC:</b> - Siti Basyariah P. Lubis - Taufik Akbar Saragih
15.00-15.10	15179	14896	14110	14151
15.12-15.22	15039	14712	15146	14377
15.24-15.34	15112	14469	14348	15190
15.36-15.46	14813	14230	14325	14928
15.48-15.58	14704	15213	15204	14920
16.00-16.10	15156	14392	15159	15157
16.10 – 17.00	Closing Ceremony - <b>MAIN MEETING ROOM</b>			
	PATPI Award Announcement			PATPI
	Conference Best Presenters Award Announcement			Committee

## GENERAL INSTRUCTIONS PARTICIPANTS

1. Please log-in to your personal Zoom, and click the link that sent by the committee to the email you used when you do the registration for participating ICFTNSA 2021. Ensure that you have changed your name according to the category of your participant in this conference:
  - Organizing committee (OC)
  - Plenary speaker (PS)
  - Moderator of a plenary session (MPS)
  - Presenter (P)
  - Moderator of a technical session (MTS)
  - PIC of a technical session (PIC)
  - General participant of the conference (G)

Assuming your name is **Romauli Hutabarat** as a **Presenter** at the Technical Session, then you have to change your Zoom ID (name) during the conference as **P- ID paper in technical session - Romauli Hutabarat**.

This name setting is applicable for the Organizing committee (**OC-Name**), Plenary speaker (**PS-Name**), Moderator of a plenary session (**MPS-Name**), Presenter (**P-Name**), Moderator of a technical session (**MTS-room number-Name**), PIC of a technical session (**PIC-room number-Name**) and General participant of the conference (**G-Name**).

2. Make sure that your computer has a working camera and audio device. Throughout the conference, the chat room is only available for (i ) delivering questions to the on-going discussion in the session, (ii) requesting for changing/moving to the other breakout room (after you leave out the current suitably designated breakout room and entering main meeting room), and (iii) announcements delivered by the organizing committees.

3. After the plenary session, you may stay in the main meeting room. Especially for presenter (**P**), PIC of a technical session (**PIC**) and Moderator of a technical session (**MTS**), the host will assign you into the suitably designated breakout room or parallel session based on your name (credentials) at zoom. All you have to do is to “**accept/OK/JOIN**” the designated room you are assigned.
4. For other participants, the host will assign you randomly to the available breakout rooms (parallel sessions). Hereby, we are really recommend you to properly rename your zoom ID (name) according to your participation in this conference.
5. In case, a participant wants to move from one parallel session to the other parallel session (from one breakout room to the other breakout room), that participants just needs to “leave” the current breakout room (**NOT TO LEAVE THE MEETING**) and will automatically enter Main Meeting Room. The participant can ask the host to assign her/him to the breakout room (parallel session) he/she wants to join through Chat Room. Please be patient as it may take sometimes for the host to assign the participant to the new breakout room (parallel session).

## Presentation Guideline – Presenter

In order to avoid technical problems during the paper presentation session, all presenters will present their paper through pre-recorded presentation video via Zoom meeting. Your video presentation will allocate as the time of your presentation in the ICFTNSA 2021 parallel session schedule. **All presenter are required to attend the parallel session as your allocated time for the question and answer session.** The presentation time will be carried out in 7 minutes and the Question & Answer session in 3 minutes. Please include the ICFTNSA logo on each slide anywhere **except the top right corner** because the layout of the presenter for the live presentation will be on the top right corner of the screen. On your PPT slide, you may also include your institution logo along with the ICFTNSA logo. You can download ICFTNSA logo from: <https://bit.ly/MustDownload>

<p>Introduction</p> <ul style="list-style-type: none"> <li>• State your introduction</li> <li>• Picture are allowed</li> </ul> <p style="text-align: center;"></p>	<p>Introduction</p> <ul style="list-style-type: none"> <li>• State your introduction</li> <li>• Picture are allowed</li> </ul> <p style="text-align: center;"></p>
<p>Introduction</p> <ul style="list-style-type: none"> <li>• State your introduction</li> <li>• Picture are allowed</li> </ul> <p style="text-align: center;"></p>	<p> Introduction</p> <ul style="list-style-type: none"> <li>• State your introduction</li> <li>• Picture are allowed</li> </ul> <p style="text-align: center;"></p>



## Presentation Video

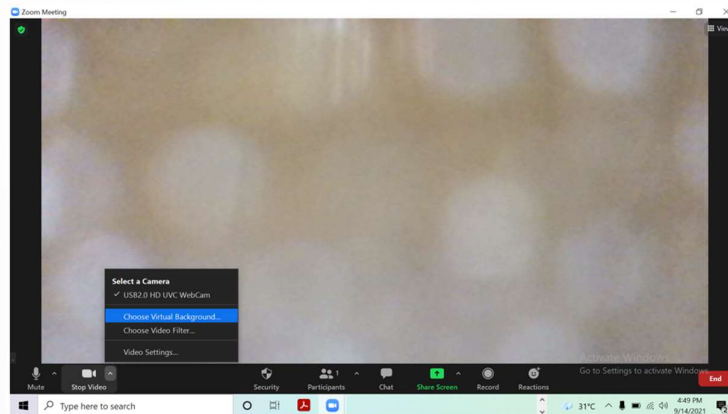
Please refer the following instructions for the preparation of conference presentation video:

- Each presenter is required to submit a pre-recorded presentation video with a duration no longer than **7 minutes**. The videos that exceed the duration will be cut during the parallel session's video playback.
- Video must display of the face, the voice of presenter and the PPT (PowerPoint Slides). When you appear in the video, please dress formally.
- The presentation should cover: Title, Introduction, Method, Result & Discussion, Conclusion.
- The video file is created in mp4 format with a minimum resolution of 720p and maximum 25 MB file size.
- Video file naming format: **Video\_ICFTNSA2021\_your paper ID in technical session\_registration name** (eg: Video\_ICFTNSA2021\_01001\_Romauli Hutabarat).
- The video is submitted to <https://bit.ly/VideoConferenceICFTNSA2021>. Please submit the video to your respective topic's folder.
- The pre-recorded video will be played during the parallel session and it will be assessed for the best presenter award.
- Please submit the video no longer than **27 September 2021**.

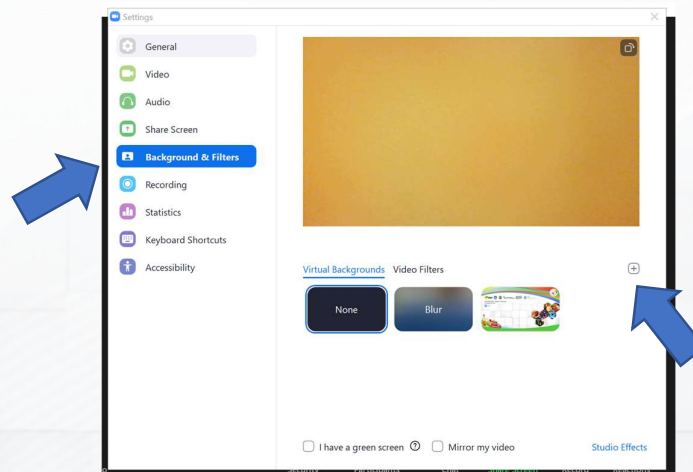
If you experience any problems with video submission, please contact the ICFTNSA 2021 Committee through email [icftnsa@usu.ac.id](mailto:icftnsa@usu.ac.id) or Whats App group.

## Video Recording Tutorial via Zoom Software:

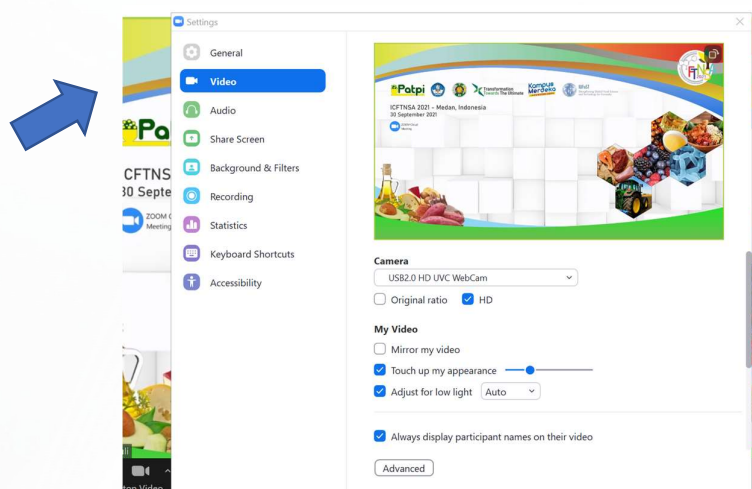
1. First please download the ICFTNSA virtual background from <https://bit.ly/MustDownload>, then change your virtual background by clicking **Video Setting**, and clicking **Choose Virtual Background**.



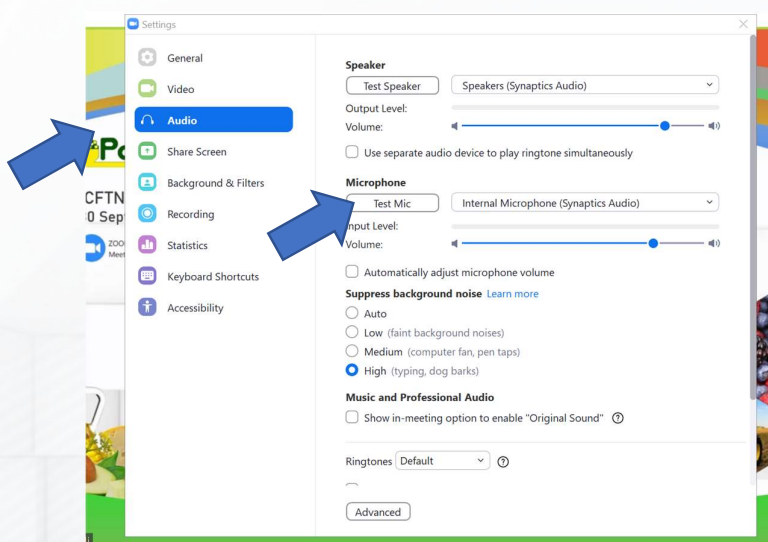
2. Click **Background & Filters** and click the + button and then select the file of ICFTNSA virtual background.



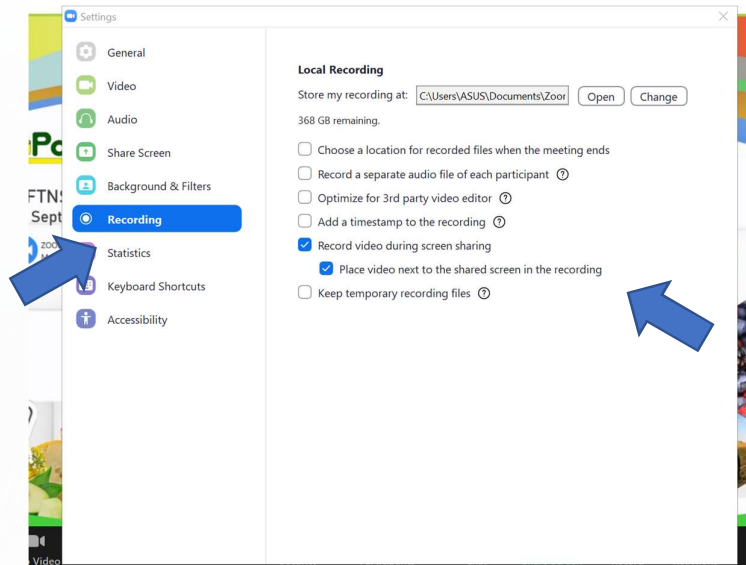
- Next, Click **Video** and make sure you select your proper webcam **Camera** and check if it is working.



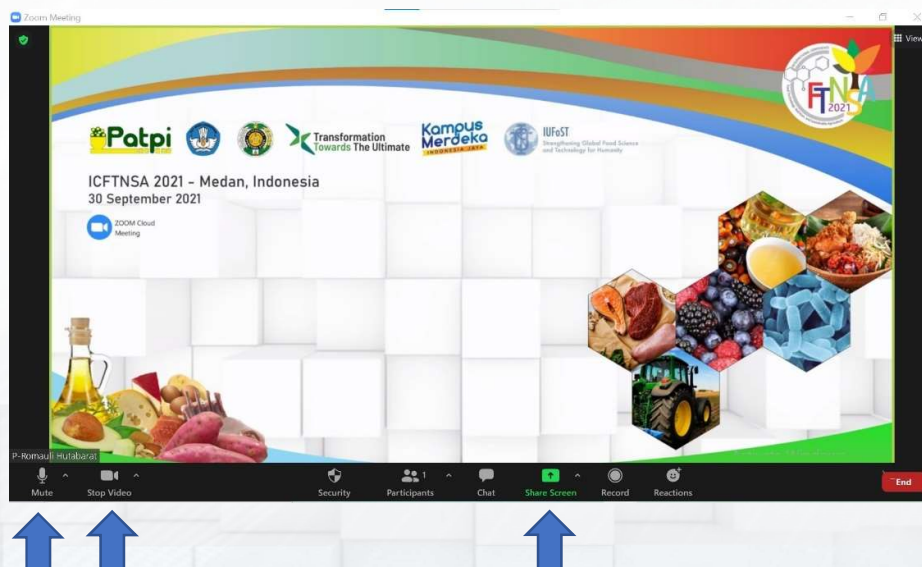
- Next, Click **Audio** and check if your audio is working by clicking **Test Mic**.



5. Next, Click Recording and please ensure that your checked these following aspects.



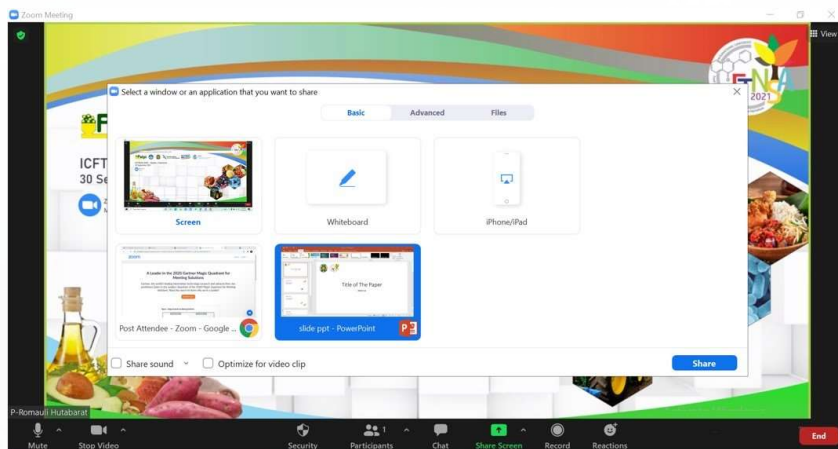
6. Please make sure the audio and video are not crossed. After you open your PPT Slides, head back to zoom and click **Share Screen**.




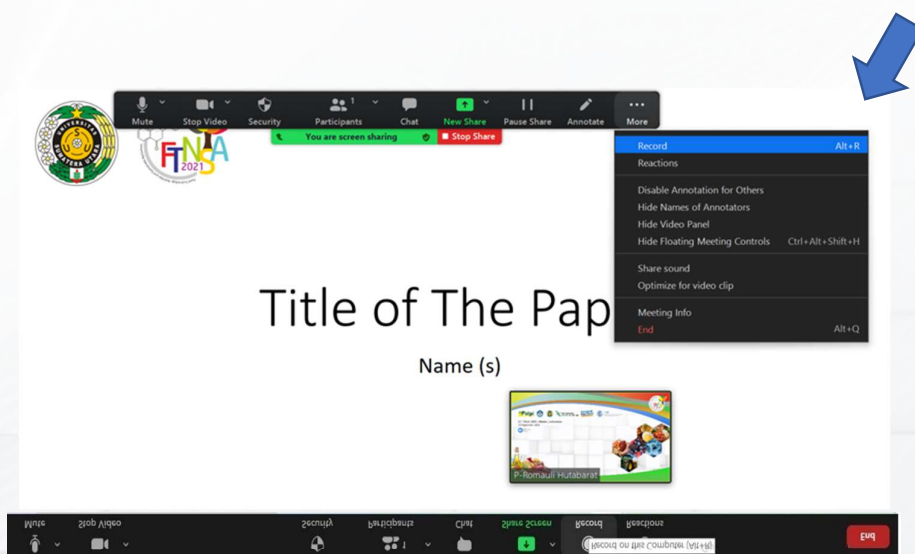
ICFTNSA 2021 - Medan, Indonesia  
30 September 2021



7. Select (double click) at your PPT slides and click **Share**.



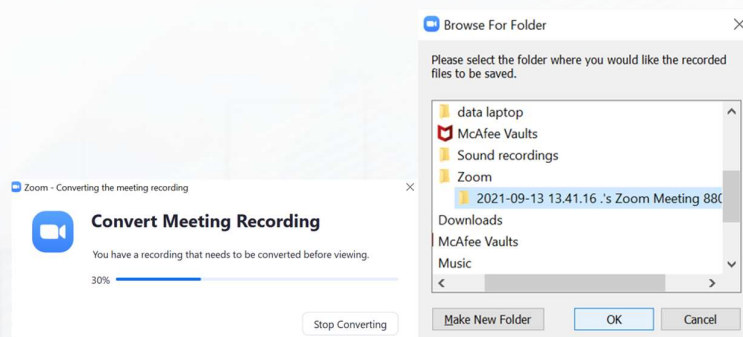
8. After that, Click this icon  on your PPT slides (at right bottom side) to Slide Show. Point your cursor up until the display appears as below. Click **More** and select **Record** (Or you can click **Record** and then start **Share Screen**). There will be an automatic sound command from the Zoom "This meeting is being recorded" and then you can start your presentation.



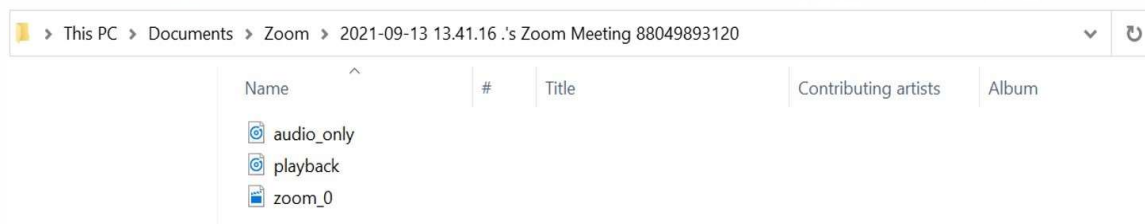
9. Please remember limit time for your presentation. When you finish your presentation. Click **Stop Share**, click **More** and click **Stop Recording**. There will be an automatic sound command “*The recording has stopped*”.



10. Click **End** then click **End Meeting for All**. Zoom will automatically convert your recording files to 3 types of files.



11. Your video format will have the extension .mp4.



12. Please rename the video file with: **Video\_ICFTNSA2021\_your paper ID in technical session\_registration name** (eg: Video\_ICFTNSA2021\_01001\_Romauli Hutabarat)
13. Upload your video to Google Drive to your respective topic's folder. (Link: <https://bit.ly/VideoConferenceICFTNSA2021>)
14. Please submit the video no longer than **27 September 2021**.

## LICENCE AGREEMENT

1. In submitting an article to Web of Conference please download License Agreement from : <https://bit.ly/MustDownload>
2. Please fill, sign and rename the file with: **LA\_ICFTNSA2021\_your paper ID in technical session\_registration name** (eg LA\_ICFTNSA2021\_01001\_Romauli Hutabarat)
3. Upload your file to Google Drive (Link: <https://bit.ly/UploadLicenseAgreement>)
4. Please submit the file no longer than **27 September 2021**.